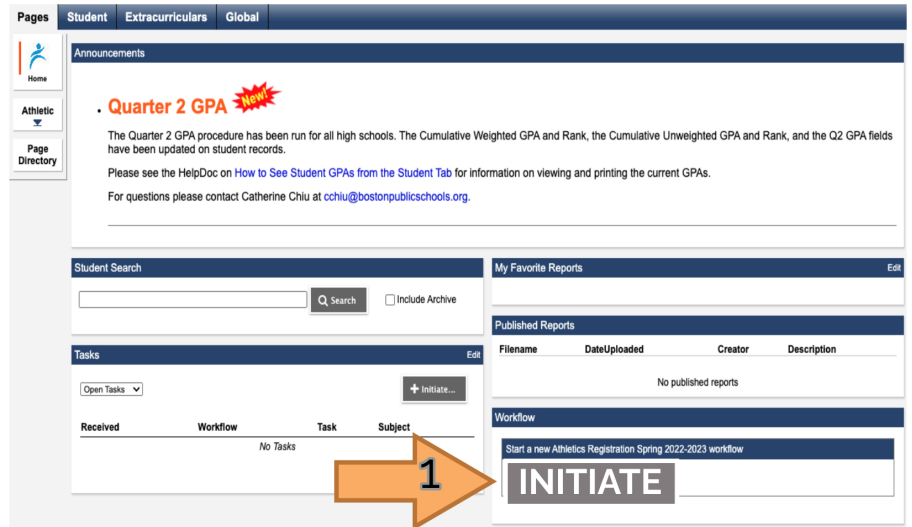


How to Register for Athletics - STUDENT VIEW

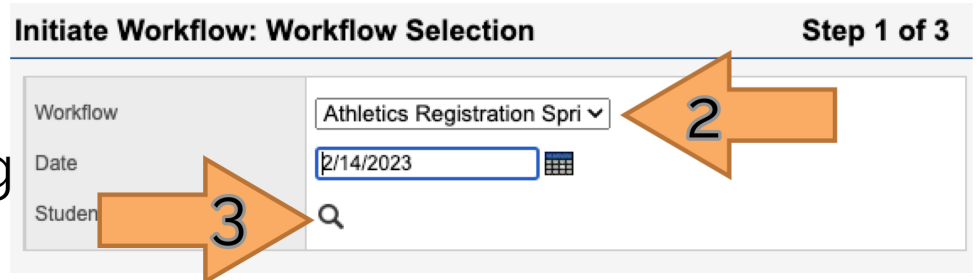
Log on to ASPEN (sis.mybps.org) on a laptop or desktop computer.
Registration is NOT compatible with mobile devices

1 From the ASPEN Home page, click Initiate under Athletics Workflow at the bottom right side of the window

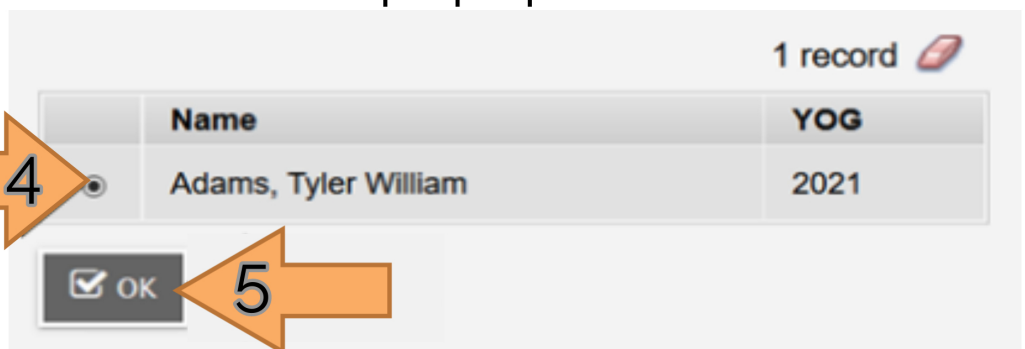
2 In the popup window, select Athletics Registration



3 Click on the magnifying glass



4 Select your name in the popup window



5 Click OK

6

On the next screen, select Season, Sport

Initiate Workflow: Details

Athletics Registration Details for Adams, Tyler William

| | |
|--------------|-------------|
| Program Code | Athletics |
| School Year | 2022 - 2023 |
| Start Date | 3/20/23 |
| Season * | Spring |
| Sport * | Softball |

Athletic Eligibility Information

7

8

Click Next

Athletic Eligibility Information

High School*: 1.67 GPA or Higher; School attendance rate of 85% or higher; A physical examination season, with sports clearance from the school nurse; yearly signed parental consent form (transferal
*Students who turn 19 before September 1 of the current academic year, are ineligible unless an age

Middle School*: 2.0 GPA or higher (schools may choose to have a higher GPA for athletic participati
within the last 13 months, that does not expire before the end of the season, with sports clearance fr
to season)
*Students who turn 15 before September 1 of the current academic year, are ineligible to participate.

Required Athletic Forms

← Previous Next →

9

Click Finish to complete the Registration

Initiate Workflow: Confirmation Step 3 of 3

| | |
|----------|------------------------|
| Workflow | Athletics Registration |
| Student | Adams, Tyler William |
| Date | 12/3/2020 |

→ **Finish** ✕ Cancel